



## Kernel for Publisher

“A Reliable and Fast Tool to Repair  
Corrupt Publisher Files”

### PRODUCT GUIDE

# Table of Contents

---

1.	Introduction to Kernel for Publisher .....	5
1.1	Using this Manual .....	5
1.1.1	List of Abbreviations .....	5
1.2	About Kernel for Publisher .....	6
1.3	Salient Features .....	6
1.4	Who Should Use this Software? .....	6
2.	Getting Started .....	7
2.1	Installation Pre-requisites.....	7
2.1.1	Hardware Requirements:.....	7
2.1.2	Software Requirements:.....	7
2.2	Downloading Kernel for Publisher for the First Time .....	8
2.3	Install Kernel for Publisher .....	8
2.4	Start Kernel for Publisher .....	8
2.5	Uninstall Kernel for Publisher .....	8
3.	Software Interface .....	10
3.1	Menu Bar .....	10
3.1.1	File Menu .....	10
3.1.2	Tools Menu .....	10
3.1.3	Help Menu.....	11
3.2	Tool Bar .....	11
3.3	Buttons Used.....	12
4.	Repairing .PUB Files .....	13
5.	Full Version .....	16
5.1	Requirement of Full Version.....	16
5.2	Purchasing Full Version.....	16
5.3	Support.....	16
6.	Troubleshooting .....	18
6.1	Common Issues .....	18
6.2	Frequently Asked Questions .....	18

7. Legal Notices ..... 19

7.1 Copyright ..... 19

7.2 Trademark ..... 19

7.3 Disclaimer ..... 19

7.4 License Agreement ..... 19

# Table of Figures

---

Figure 3.1: File Menu ..... 10

Figure 3.2: Tools Menu..... 10

Figure 3.3: Help Menu ..... 11

Figure 4.1: Main Window: Kernel for Publisher ..... 13

Figure 4.2: Select File to Repair ..... 14

Figure 4.3: Repairing Process Status ..... 15

# 1. Introduction to Kernel for Publisher

---

Welcome to the user manual for Kernel for Publisher, the most effective and convenient .pub file repair tool available that repairs corrupt or damaged MS Office Publisher documents. This user manual comprises step by step guidelines on using Kernel for Publisher.

## 1.1 Using this Manual

---

This user manual is intended to guide users on using Kernel for Publisher. We suggest that first time users should read this user manual completely and carefully before proceeding to use the software. However, if you are an experienced user, you can use the table of contents to find out information pertaining to the tasks that you need to perform by using Kernel for Publisher.

You can use the table of contents to navigate through different sections of this user manual. The table of contents lists all the sections that are contained in this user manual in chronological order. The user manual comprises the following sections:

- Introduction
- Getting Started
- Software Interface
- Repairing .PUB Files
- Full Version
- Support
- Troubleshooting
- Legal Notices

Certain abbreviations have been used throughout this manual. For clear understanding of the contents of this user manual, please go through the list of abbreviations, mentioned below, before reading the manual.

### 1.1.1 List of Abbreviations

MS: Microsoft

PUB: Publisher file

RAM: Random Access Memory

MB: Mega-Byte

GB: Giga-Byte

## 1.2 About Kernel for Publisher

---

Kernel for Publisher is file repair and data recovery software for MS Office Publisher. This software repairs MS Office Publisher document files that become inaccessible due to unexpected system shutdown, power failure, virus attacks, media errors, software crash etc.

You might be familiar with the following error messages if you have encountered MS Office Publisher .pub file corruption before:

- “Publisher unable to open file”
- “Cannot update object”
- General Input/output error
- File link error message on opening Publisher

Kernel for Publisher quickly and effectively resolves the above mentioned errors by repairing corrupt .pub file, keeping the complete document format intact. It restores images, drawing objects, word art, text, and all other components of the corrupt Publisher document.

## 1.3 Salient Features

---

Salient features of Kernel for Publisher include:

- Powerful design recovery tool for corrupt Publisher file which recovers graphics, data, word art, and art images
- Support for all versions of MS Office Publisher – Publisher 2000, 2002, 2003
- User friendly graphical user interface, no technical skills required
- Saves file in RTF (Rich Text format) and PUB format
- Free demo to test the capabilities of the tool before purchasing it

## 1.4 Who Should Use this Software?

---

The capability of Kernel for Publisher to repair corrupt .pub files makes it appropriate for use by every professional who works on the designing tool – MS Publisher. The software proves beneficial to the publishing industry, designing experts, and small business owners as well.

The software easily repairs the damaged/corrupt marketing material, websites, calendars, greeting cards, postcards, business cards, brochures, and much more. This corruption could have been caused due to virus attacks, improper system shutdown, installation of unsupported software, software crash etc.

## 2. Getting Started

---

Now that you have understood the features and potential of Kernel for Publisher, you are ready to get a hand on experience of the software. To start repairing .pub files, you will first need to download and install this software.

It is strongly recommended that before installing Kernel for Publisher, you should go through the installation pre-requisites for the software to ensure that your computer is appropriately configured to run the software.

### 2.1 Installation Pre-requisites


---

The various pre-requisites for installing and running Kernel for Publisher can be broadly classified into two major categories – Hardware requirements and Software requirements.

#### 2.1.1 Hardware Requirements:

The hardware requirements for installing the software are as follows:

- Pentium Class Processor
- Minimum 64MB RAM (128 MB recommended)
- 10MB for Software installation
- Disk Space - Enough space to store the repaired files

 You should have at-least 10 MB of free disk space if you want to repair and save a 10 MB .pub file.

#### 2.1.2 Software Requirements:

The software requirements for installing the software can be further grouped into two categories – Operating System requirements and MS Office version requirements. The requirements are as follows:

##### 2.1.2.1 Operating System Requirements

Supported Operating Systems:

- Windows Vista
- Windows 2003
- Windows XP
- Windows 2000
- Windows NT

- Windows 98
- Windows 95

### 2.1.2.2 MS Publisher Version Requirements

Supported MS Office Publisher versions:

- Publisher 2003
- Publisher 2002
- Publisher 2000


## 2.2 Downloading Kernel for Publisher for the First Time

---

After checking your computer with the prescribed system requirements for Kernel for Publisher, you can download and install the software on your computer. You can buy the full version of the software from any one of our authorized resellers– Element5, Asknet, and 2CO.

If you want to try using Kernel for Publisher before buying it, you can download the evaluation version from the following link:

<https://www.nucleustechnologies.com/publisher-recovery.html>

 You can repair .pub files saved on your system by using the evaluation version of Kernel for Publisher; however, to save the repaired file you need to purchase the full version of the software.

## 2.3 Install Kernel for Publisher

---

After downloading the installer file for Kernel for Publisher, you can install the software by running the file. To install Kernel for Publisher:

1. Double-click the Kernel for Publisher installer. Follow the on-screen instructions.

The **Setup Installation Complete** screen will be displayed.

2. Click the **Finish** button to launch the software.

## 2.4 Start Kernel for Publisher

---

To start Kernel for Publisher:

Click **Start → All Programs → Kernel for Publisher**

Alternatively, you can launch Kernel for Publisher by double-clicking the shortcut icon available on the Desktop and Quick Launch icon.


## 2.5 Uninstall Kernel for Publisher

---



You may need to uninstall Kernel for Publisher. To uninstall Kernel for Publisher:

1. Click **Start → All Programs → Kernel for Publisher → Uninstall Kernel for Publisher**. A warning message will be displayed.
2. Click **'Yes'** to uninstall Kernel for Publisher.

 Before proceeding to uninstall Kernel for Publisher, you must ensure that the software is not running in system background.

You can alternatively uninstall Kernel for Publisher from **Control Panel** by performing the following steps:

1. Click **Start → Control Panel** and then double click the **Add or Remove Programs** icon.
2. Select **Kernel for Publisher** and click **Remove**.

A warning message will be displayed.

3. Click the **Yes** button to uninstall Kernel for Publisher.

# 3. Software Interface

---

Now that Kernel for Publisher has been installed on your computer, you can start using the software after getting acquainted with the software interface.

## 3.1 Menu Bar

---

The Menu bar of Kernel for Publisher comprises three main menus – File, Tools, and Help.

### 3.1.1 File Menu

The **File** menu comprises three menu items.



Figure 3.1: File Menu

Menu items in the **File** menu:

Field Name	Field Description
Add	Adds the corrupt publisher file for repairing
Save	Saves the repaired file
Exit	Exists the software

### 3.1.2 Tools Menu

The **Tools** menu comprises two menu items.



Figure 3.2: Tools Menu

Menu items in the **Tools** menu:

Field Name	Field Description
Setting	Changes the prefix of the repaired file name
Live Update	Helps to get the latest version of the software

### 3.1.3 Help Menu

The **Help** menu comprises three menu items.

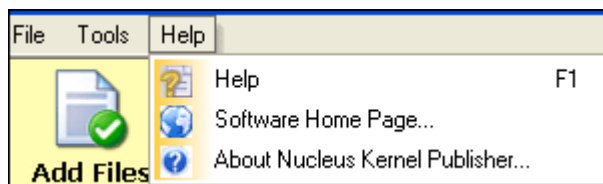



Figure 3.3: Help Menu

Menu items in the **Help** menu:

Field Name	Field Description
Help	Displays help information for performing various tasks using Kernel for Publisher
Software Homepage	Displays the software homepage on our website
About Kernel for Publisher	Displays the software version and support related information

## 3.2 Tool Bar

The **Tool** bar in Kernel for Publisher is displayed below the **Menu** bar. The Tool bar provides a convenient and user-friendly method to perform certain actions that can also be performed by using the Menu bar. Read the information in the table below to find out about the Tool bar buttons:

Button	Button Name	Button Description
	Add Files	Adds the corrupted Publisher file



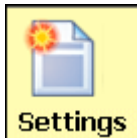
Repair Files

Repairs the selected file



Save Files

Saves the Repaired file



Settings

Changes the file name prefix



Live Update

Helps to get the latest version of the software







Buy Online

Opens the software website page for online software purchase

### 3.3 Buttons Used

---

Apart from the standard options available in the Menu bar and the Tool bar, following are the other main buttons used in the software:

	Browses the .pub file that needs to be repaired
	Starts the repairing process
	Takes you back to the previous screen
	Stops the repairing process

## 4. Repairing .PUB Files

---

Now that you have familiarized with the user interface of Kernel for Publisher, you are ready to repair .pub files.

To repair .pub files:

1. Launch Kernel for Publisher.

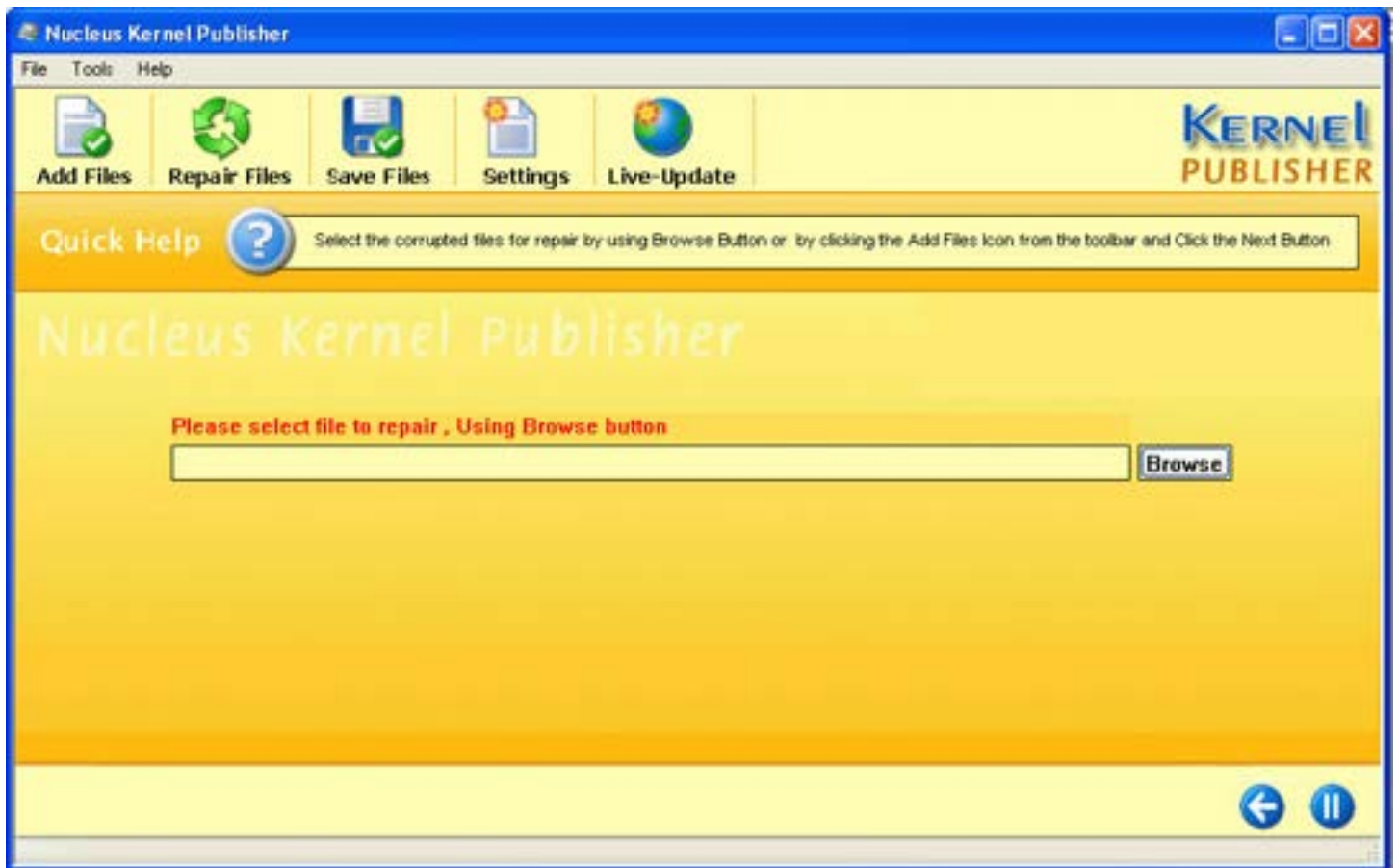


Figure 4.1: Main Window: Kernel for Publisher

2. Click the **Add Files** button to browse and select corrupt .pub files.

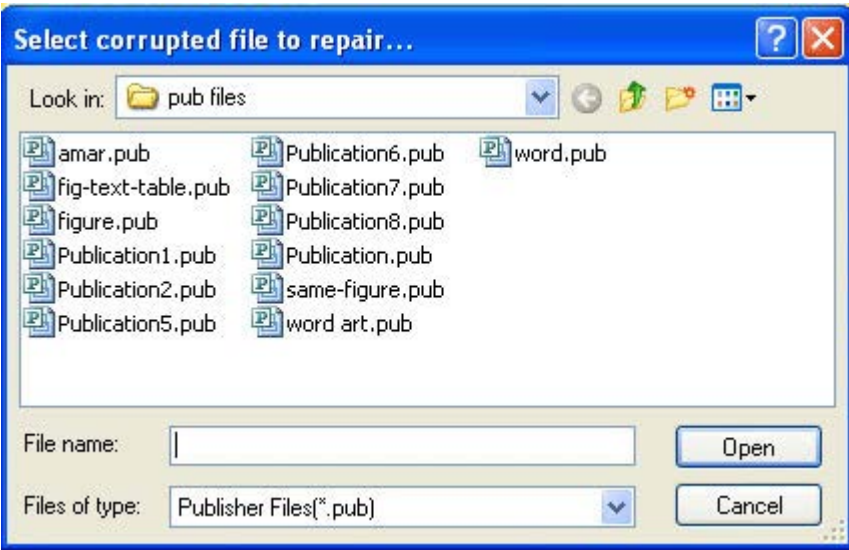
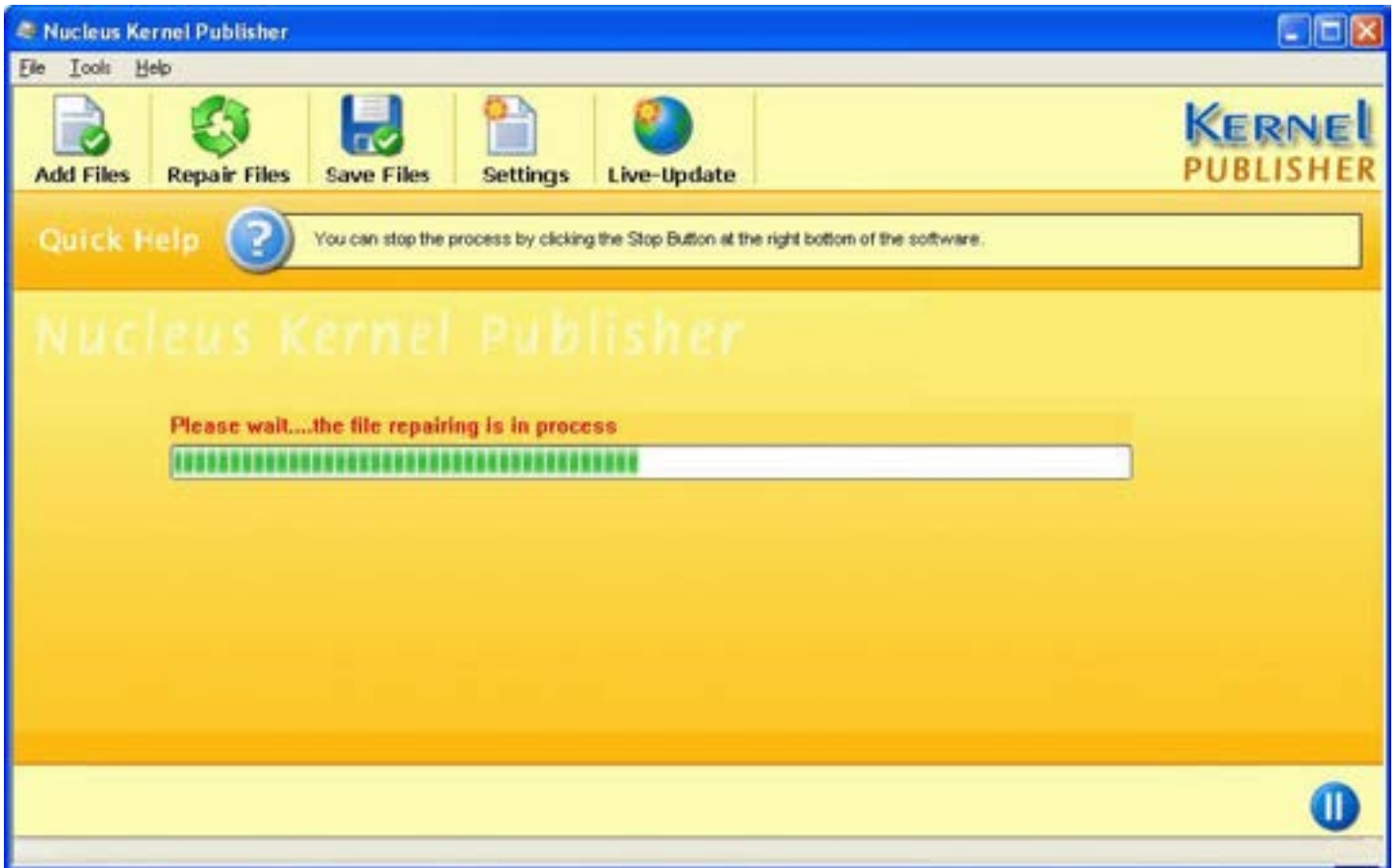


Figure 4.2: Select File to Repair

3. Click the **Next** button to start with the .pub file repairing process. After you click the **Next** button, the software asks you to define the location to save the repaired file.



**Figure 4.3: Repairing Process Status**

4. Browse to your desired location and click the **OK** button.

As soon as the Kernel for Publisher finishes the repairing and saving process, it displays the message '**Files saved successfully**'.

5. Click the **OK** button to exit the software.

# 5. Full Version

---

Although you can use Kernel for Publisher evaluation version for free and experience the capabilities of the software, there are certain features that are not available in the evaluation version.

## 5.1 Requirement of Full Version

---

By using the evaluation version of Kernel for Publisher, you can repair corrupt .pub files; however, you cannot save the repaired files.

You will need to buy the full version of the software to save the repaired .PUB files.

## 5.2 Purchasing Full Version

---

You can buy the full version of Kernel for Publisher from any one of our authorized resellers – Element5, Asknet, and 2CO.

As soon the purchase transaction with our resellers gets completed, our sales team will send you an email comprising the URL to download the full version of Kernel for Publisher and activation details of the software.

## 5.3 Support

---

We have an extensive and efficient support system in place to assist our customers with all issues related to using Kernel for Publisher. The software comes with an embedded help manual that can be accessed by clicking **Help** → **Help** in the Menu bar. You can also press the **F1** key on the keyboard of your computer to access the embedded help of Kernel for Publisher.

We have live support wherein you can chat with our software experts at <https://www.nucleustechnologies.com/supportcenter/>

To talk on phone with our software experts call:

### Help line:

+91-9818725861

1-866-348-7872 (Toll Free for USA/CANADA)

You can also email us about your queries at:

[sales@nucleustechnologies.com](mailto:sales@nucleustechnologies.com) for Sales



[support@nucleustechnologies.com](mailto:support@nucleustechnologies.com) for Support

[contact@nucleustechnologies.com](mailto:contact@nucleustechnologies.com) for General Queries

# 6. Troubleshooting

---

This section deals with your generic and specific queries pertaining to using Kernel for Publisher.

## 6.1 Common Issues

---

### **Why does Kernel for Publisher have limitations in evaluation copy?**

The free evaluation version of Kernel for Publisher is intended to enable you to experience the capabilities of the software. You will need to buy the software to save the repaired .pub files.

## 6.2 Frequently Asked Questions

---

### **How to Buy Kernel for Publisher?**

You can buy Kernel for Publisher online at <https://www.nucleustechnologies.com/Buy-Publisher-Recovery.php>

### **I have lost my full version for Kernel for Publisher. Can you help me?**

Please email us at [sales@nucleustechnologies.com](mailto:sales@nucleustechnologies.com). Please include your name, address, email address, and order confirmation number (if you have it). We will be happy to help you.

# 7. Legal Notices

---

This section comprises the legal specification about Kernel for Publisher and the company KernelApps Private Limited

## 7.1 Copyright

---

KernelApps Private Limited, KernelApps accompanied user manual and documentation are copyright of KernelApps Private Limited, with all rights reserved under the copyright laws. This user manual cannot be reproduced in any form without the prior written permission of KernelApps Private Limited. No Patent Liability is assumed; however, with respect to the use of the information contained herein.

© KernelApps Private Limited. All rights reserved.

## 7.2 Trademark

---

KernelApps ® is a copyright work of KernelApps Private Limited

Windows 95®, Windows 98®, Windows ME®, Windows NT®, Windows 2000 Server®, Windows 2000 Advanced Server®, Windows 2003 Server®, Windows XP®, Windows Vista, MS-DOS, and MS Office are registered trademarks of Microsoft Corporation.

All other brand and product names are trademarks or registered trademarks of their respective companies.

## 7.3 Disclaimer

---

The Information contained in this manual, including but not limited to any product specifications, is subject to change without notice. KernelApps Private Limited provides no warranty with regard to this manual or any other information contained herein and here by expressly disclaims any implied warranties of merchantability or fitness for any particular purpose with regard to any of the foregoing. KernelApps Private Limited assumes no liability for any damages incurred directly or indirectly from any technical or typographical errors or omissions contained herein or for discrepancies between the product and the manual. In no event shall KernelApps Private Limited, be liable for any incidental, consequential special, or exemplary damages, whether based on tort, contract or otherwise, arising out of or in connection with this manual or any other information contained herein or the use there of.

## 7.4 License Agreement

---

Kernel for Publisher Copyright © by KernelApps Private Limited

### Your Agreement to this License

You should carefully read the following terms and conditions before using, installing, or distributing this software, unless you have a different license agreement signed by KernelApps Private Limited. The terms and conditions of this License describe the permitted use and users of each Licensed Copy of Kernel for Publisher. For purposes of this License, if you have a valid license, you have the right to use a single Licensed Copy of KernelApps.

## **Scope of License**

Each Licensed Copy of Kernel for Publisher may either be used by a single person or used non-simultaneously by multiple people who use the software personally installed on a single workstation. All rights of any kind in KernelApps, which are not expressly granted in this License, are entirely and exclusively reserved to and by KernelApps Private Limited. You may not rent, lease, modify, translate, reverse engineer, decompile, disassemble, or create derivative works based on, KernelApps, nor permit anyone else to do so. You may not make access to KernelApps available to others in connection with a service bureau, application service provider, or similar business, nor permit anyone else to do so.

## **Warranty Disclaimers and Liability Limitations**

Kernel for Publisher, and any and all accompanying software, files, data, and materials, are distributed and provided AS IS and with no warranties of any kind, whether expressed or implied. In particular, there is no warranty for the quality of data recovered. You acknowledge that good data processing procedure dictates that any program, including KernelApps, must be thoroughly tested with non-critical data before there is any reliance on it, and you hereby assume the entire risk of all use of the copies of KernelApps covered by this License. This disclaimer of warranty constitutes an essential part of this License. In addition, in no event does KernelApps Private Limited authorize you or anyone else to use Kernel for Publisher in applications or systems where Kernel for Publisher failure to perform can reasonably be expected to result in a significant physical injury, or in loss of life. Any such use is entirely at your own risk, and you agree to hold KernelApps Private Limited harmless from any and all claims or losses relating to such unauthorized use.

## **General**

This License is the complete statement of the agreement between the parties on the subject matter, and merges and supersedes all other or prior understandings, purchase orders, agreements, and arrangements. This License shall be governed by the laws of the State of Delhi. Exclusive jurisdiction and venue for all matters relating to this License shall be in courts and for a located in the State of Delhi, and you consent to such jurisdiction and venue. There are no third party beneficiaries of any promises, obligations, or representations made by KernelApps Private Limited herein.

Any waiver by KernelApps Private Limited of any violation of this License by you shall not constitute, nor contribute to, a waiver by KernelApps Private Limited of any other or future violation of the same provision, or any other provision, of this License.