



Kernel Access Password Recovery

“Fast Password Recovery Tool for MS Access
Database Files”

PRODUCT GUIDE

Table of Contents

1.	Introduction to Kernel for Access Password Recovery	3
1.1	Using this Manual	3
1.2	About Kernel for Access Password Recovery	4
1.3	Salient Features	4
1.4	Who Should Use this Software?	4
2.	Getting Started	5
2.1	Installation Pre-requisites.....	5
2.2	Downloading Kernel for Access Password Recovery for the First Time	6
2.3	Install Kernel for Access Password Recovery	6
2.4	Start Kernel for Access Password Recovery.....	6
2.5	Uninstall Kernel for Access Password Recovery.....	6
3.	Software Interface	8
3.1	Tool-bar.....	8
3.2	Buttons Used.....	8
4.	Recovering MS Access Database Password	10
5.	Full Version	11
5.1	Requirement of Full Version.....	11
5.2	Purchasing Full Version.....	11
6.	Support.....	12
7.	Troubleshooting	13
7.1	Common Issues	13
7.2	Frequently Asked Questions	13
8.	Legal Notices	14
8.1	Copyright	14
8.2	Trademark	14
8.3	Disclaimer	14
8.4	License Agreement	14

1. Introduction to Kernel for Access Password Recovery

Welcome to the user manual for Kernel for Access Password Recovery, the most effective and result oriented password recovery software to recover password of password protected MS Access databases. This user guide consists of step by step procedure to work with Kernel for Access Password Recovery.

1.1 Using this Manual

This user manual is indented to guide users for using Kernel for Access Password Recovery. It is recommended that the users who are using the software first time should read the manual thoroughly before using the software, while an experienced user can use the table the contents to find out information related to the particular task you need to perform with Kernel for Access Password Recovery.

The table of contents helps you to navigate to different sections of the user manual. The table of contents lists all the sections that are contained in this user manual in chronological order. The user manual comprises the following sections:

- Introduction
- Getting Started
- Software Interface
- Recovering MS Access Database Password
- Full Version
- Support
- Troubleshooting
- Legal Notices

There are certain abbreviations which have been used throughout the user manual. For better and clear understanding of the contents of user manual, please go through the list of abbreviations, mentioned below, before reading the manual.

1.1.1 List of Abbreviations

MDB: MS Access Database

MS: Microsoft

RAM: Random Access Memory

MB: Mega-Byte

GB: Giga-Byte

1.2 About Kernel for Access Password Recovery

Kernel for Access Password Recovery is password recovery software to recover lost or forgotten password of MS Access Databases (.MDB). It recovers passwords from all versions of MS Access Databases.

Despite the complexity and length of the password, Kernel for Access Password Recovery effectively recovers the actual password of MS Access databases to unlock the password protected mdb files. It easily restores the password and allows you to access your highly encrypted password protected database file.

1.3 Salient Features

Following are the key features of Kernel for Access Password Recovery:

- Embedded with strong and efficient recovery engine to unprotect the password protected mdb files
- Easy to use, no technical skills required to work with the software
- Recovers the actual password of MDB files
- Support to highly encrypted password protected MDB files
- Instant password recovery
- Multilingual password recovery
- Recovered password can be easily copied to the clipboard
- Free demo to analyze working of the software before buying Full version of the software

1.4 Who Should Use this Software?

The incorporation of powerful password recovery engine to recover highly encrypted password of Access database files makes it best choice for MS Access users and database administrators. It finds its way widely in organizations where the database administrators safeguard organization's valuable data against any un-authorized use. To prevent un-authorized access, databases files are protected with strong passwords but sometimes administrator tends to loose or forget the passwords.

2. Getting Started

Now that you have understood the features and potential of Kernel for Access Password Recovery, you are ready to get hands on experience of the software. To start with the password recovery procedure, you will first need to download and install Kernel for Access Password Recovery software.

It is strongly recommended that before installing Kernel for Access Password Recovery software, you should go through the installation pre-requisites for the software to ensure that your computer fulfills all the requirements required to run the software.

2.1 Installation Pre-requisites

The various pre-requisites for installing and running Kernel for Access Password Recovery can be broadly classified into two major categories – Hardware requirements and Software requirements.

2.1.1 Hardware Requirements:

The hardware requirements for installing the software are as follows:

- Pentium Class Processor
- Minimum 64MB RAM (128 MB recommended)
- 10MB for Software installation

2.1.2 Software Requirements:

The software requirements for installing the software can further be grouped into two categories – Operating system requirements and MS Access versions. The requirements are as follows:

2.1.2.1 Operating System Requirements

Supported Operating Systems:

- Windows Vista
- Windows XP
- Windows 2003
- Windows 2000

2.1.2.2 MS Access Version Requirements

Supported MS Access versions:

- MS Access 97


- MS Access 98
- MS Access 2000
- MS Access 2002
- MS Access 2003
- MS Access XP

2.2 Downloading Kernel for Access Password Recovery for the First Time

After checking your computer with the prescribed system requirements for Kernel for Access Password Recovery, you can download and install the software on your computer. You can buy the full version of the software from any one of our authorized resellers – Element5, Asknet and 2CO.

If you want to evaluate the software features and potential of the software before buying it, you can download its evaluation version from the following link

<https://www.nucleustechnologies.com/access-password-recovery.html>

 You can recover first two characters of the password with evaluation version of Kernel for Access Password Recovery. You need to purchase full version of the software to recover the complete password.

2.3 Install Kernel for Access Password Recovery

After downloading the installer file for Kernel for Access Password Recovery, you can install the software by running the file. To install Kernel for Access Password Recovery:

1. Double-click the Kernel for Access Password Recovery installer.
2. Follow the on-screen instructions. The **Setup Installation Complete** screen will be displayed.
3. Click **Finish** to launch the software.

2.4 Start Kernel for Access Password Recovery

To start Kernel for Access Password Recovery:

Click the **Start → All Programs → Kernel for Access Password Recovery**

Alternatively, you can launch Kernel for Access Password Recovery by double-clicking the shortcut icon available on the Desktop and Quick Launch icon.


2.5 Uninstall Kernel for Access Password Recovery

You may need to uninstall and re-install Kernel for Access Password Recovery. To uninstall Kernel for Access Password Recovery:

1. Click the **Start → All Programs → Kernel for Access Password Recovery → Uninstall Kernel for Access Password Recovery**

A warning message will be displayed.

2. Click '**Yes**' to uninstall Kernel for Access Password Recovery.

 Before proceeding to uninstall Kernel for Access Password Recovery, you must ensure that the software is not running on your computer.

You can alternatively uninstall Kernel for Access Password Recovery from the **Control Panel** by performing the following steps:

1. Click the **Start Menu → Control Panel** and then double click the **Add or Remove Programs** icon.
2. Select **Kernel for Access Password Recovery** and click **Remove**.

A warning message will be displayed.





3. Click '**Yes**' to uninstall Kernel for Access Password Recovery.

3. Software Interface

Now that Kernel for Access Password Recovery has been installed on your computer system, you can start performing the password recovery with Kernel for Access Password Recovery after getting acquainted with the software interface

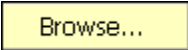
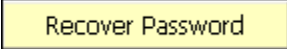
3.1 Tool-bar

The tool-bar in Kernel for Access Password Recovery is displayed below the menu-bar. The tool-bar provides a convenient and user-friendly method to perform certain actions that can also be performed by using the menu-bar. Read the information in the table below to find out about the tool-bar buttons:

Button	Button Name	Button Description
	Open	Select to browse and list mdb file
	Recover	Select to recover the lost or forgotten password
	Help	Select this to view help files of the software
	About	Select this to view the version and other information related to the software

3.2 Buttons Used

Apart from options available in the tool bar, three buttons **Browse**, **Recover Password** and **Copy>>** are displayed on the main window.

	Click to browse and select the mdb file for password recovery
	Click to recover password of mdb file

Copy >>


Click to copy the recovered password to clipboard. This feature of the software eliminates the difficulties faced in typing the passwords. Directly paste the recovered password to the password field and access the inaccessible database.

4. Recovering MS Access Database Password

After gaining complete understanding and familiarity with the software interface of Kernel for Access Password Recovery, you are ready to recover lost/forgotten passwords.

To recover password of MS Access database:

1. Launch Kernel for Access Password Recovery.
2. Click the **Open** button or **Browse** button to select mdb file.
3. Select the appropriate mdb file and then click **Open** button
4. Click the **Recover Password** button to recover password.
5. Click **Copy** to copy the recovered password.

 The evaluation version of Kernel for Access Password Recovery recovers only first two characters of the password while rest of the characters are shown with ***. To recover the complete password, full version is required.

5. Full Version

Although you can use Kernel for Access Password Recovery evaluation version for free and experience the capabilities of the software, there is some limitation with the free evaluation version of the software.

5.1 Requirement of Full Version

With the help of evaluation version of Kernel for Access Password Recovery, you can recover first two characters of the password of mdb file while the rest characters are displayed with asterisks *****.

You need to buy full version of the software to view the characters of the password which are hidden behind the *****.

5.2 Purchasing Full Version

You can buy the full version of Kernel for Access Password Recovery from any one of our authorized resellers – Element5, Asknet and 2CO.

As soon the purchase transaction with our resellers gets completed, our sales team will send you an email comprising the URL to download the full version of Kernel for Access Password Recovery and activation details of the software.

6. Support

We have an extensive and efficient support system in place to assist our customers with all issues related to using Kernel for Access Password Recovery. The software comes with an embedded help manual that can be accessed by clicking **Help** in the tool-bar. You can also press the F1 key on the keyboard of your computer to access the embedded help of Kernel for Access Password Recovery.

We have live support wherein you can chat with our software experts at <https://www.nucleustechnologies.com/supportcenter/>

To talk on phone with our software experts call:

Help line:

+91-9818725861

1-866-348-7872 (Toll Free for USA/CANADA)

You can also email us about your queries at;

sales@nucleustechnologies.com for Sales

support@nucleustechnologies.com for Support

contact@nucleustechnologies.com for General Queries

7. Troubleshooting

This section deals with your generic and specific queries pertaining to using Kernel for Access Password Recovery.

7.1 Common Issues

Why does Kernel for Access Password Recovery have limitations in evaluation copy?

The free evaluation version of Kernel for Access Password Recovery is intended to enable you to experience the capabilities of the software. You will need to buy the software to view the complete password.

7.2 Frequently Asked Questions

How to Buy Kernel for Access Password Recovery?

You can buy Kernel for Access Password Recovery online at <https://www.nucleustechnologies.com/buy-mdb-password-recovery.php>

I have lost my full version for Kernel for Access Password Recovery. Can you help me?

Please email us at sales@nucleustechnologies.com. Please include your name, address, email address, and order confirmation number (if you have it). We will be happy to help you.

8. Legal Notices

This section comprises the legal specifications about Kernel for Access Password Recovery and the company NUCLEUS DATA RECOVERY.COM PRIVATE LIMITED

8.1 Copyright

NUCLEUS DATA RECOVERY.COM PRIVATE LIMITED, Nucleus Kernel accompanied user manual and documentation are copyright of NUCLEUS DATA RECOVERY.COM PRIVATE LIMITED, with all rights reserved. Under the copyright laws, this user manual cannot be reproduced in any form without the prior written permission of NUCLEUS DATA RECOVERY.COM PRIVATE LIMITED. No Patent Liability is assumed, however, with respect to the use of the information contained herein.

© NUCLEUS DATA RECOVERY.COM PRIVATE LIMITED. All rights reserved.

8.2 Trademark

Nucleus Kernel ® is a copyright work of NUCLEUS DATA RECOVERY.COM PRIVATE LIMITED

Windows 95®, Windows 98®, Windows ME®, Windows NT®, Windows 2000 Server®, Windows 2000 Advanced Server®, Windows 2003 Server®, Windows XP®, Windows Vista, MS-DOS, and MS Office are registered trademarks of Microsoft Corporation.

All other brand and product names are trademarks or registered trademarks of their respective companies.

8.3 Disclaimer

The Information contained in this manual, including but not limited to any product specifications, is subject to change without notice. NUCLEUS DATA RECOVERY.COM PRIVATE LIMITED provides no warranty with regard to this manual or any other information contained herein and here by expressly disclaims any implied warranties of merchantability or fitness for any particular purpose with regard to any of the foregoing NUCLEUS DATA RECOVERY.COM PRIVATE LIMITED assumes no liability for any damages incurred directly or indirectly from any technical or typographical errors or omissions contained herein or for discrepancies between the product and the manual. In no event shall NUCLEUS DATA RECOVERY.COM PRIVATE LIMITED, be liable for any incidental, consequential special, or exemplary damages, whether based on tort, contract or otherwise, arising out of or in connection with this manual or any other information contained herein or the use there of.

8.4 License Agreement

Kernel for Access Password Recovery Copyright © by NUCLEUS DATA RECOVERY.COM PRIVATE LIMITED

Your Agreement to this License

You should carefully read the following terms and conditions before using, installing or distributing this software, unless you have a different license agreement signed by NUCLEUS DATA RECOVERY.COM PRIVATE LIMITED. The terms and conditions of this License describe the permitted use and users of

each Licensed Copy of Kernel for Access Password Recovery. For purposes of this License, if you have a valid license, you have the right to use a single Licensed Copy of Nucleus Kernel.

Scope of License

Each Licensed Copy of Kernel for Access Password Recovery may either be used by a single person or used non-simultaneously by multiple people who use the software personally installed on a single workstation. All rights of any kind in Nucleus Kernel, which are not expressly granted in this License, are entirely and exclusively reserved to and by NUCLEUS DATA RECOVERY.COM PRIVATE LIMITED. You may not rent, lease, modify, translate, reverse engineer, decompile, disassemble, or create derivative works based on, Nucleus Kernel, nor permit anyone else to do so. You may not make access to Nucleus Kernel available to others in connection with a service bureau, application service provider, or similar business, nor permit anyone else to do so.

Warranty Disclaimers and Liability Limitations

Kernel for Access Password Recovery, and any and all accompanying software, files, data and materials, are distributed and provided AS IS and with no warranties of any kind, whether expressed or implied. In particular, there is no warranty for the quality of data recovered. You acknowledge that good data processing procedure dictates that any program, including Nucleus Kernel, must be thoroughly tested with non-critical data before there is any reliance on it, and you hereby assume the entire risk of all use of the copies of Nucleus Kernel covered by this License. This disclaimer of warranty constitutes an essential part of this License. In addition, in no event does NUCLEUS DATA RECOVERY.COM PRIVATE LIMITED authorize you or anyone else to use Kernel for Access Password Recovery in applications or systems where Kernel for Access Password Recovery failure to perform can reasonably be expected to result in a significant physical injury, or in loss of life. Any such use is entirely at your own risk, and you agree to hold NUCLEUS DATA RECOVERY.COM PRIVATE LIMITED harmless from any and all claims or losses relating to such unauthorized use.

General

This License is the complete statement of the agreement between the parties on the subject matter, and merges and supersedes all other or prior understandings, purchase orders, agreements and arrangements. This License shall be governed by the laws of the State of Delhi. Exclusive jurisdiction and venue for all matters relating to this License shall be in courts and for a located in the State of Delhi, and you consent to such jurisdiction and venue. There are no third party beneficiaries of any promises, obligations or representations made by NUCLEUS DATA RECOVERY.COM PRIVATE LIMITED herein.

Any waiver by NUCLEUS DATA RECOVERY.COM PRIVATE LIMITED of any violation of this License by you shall not constitute, nor contribute to, a waiver by NUCLEUS DATA RECOVERY.COM PRIVATE LIMITED of any other or future violation of the same provision, or any other provision, of this License.