



Kernel for FoxPro

“Repair Corrupt DBF Database Files
in the Easiest Manner”

PRODUCT GUIDE

Table of Contents

1.	Introduction to Kernel for DBF.....	5
1.1	Using this Manual	5
1.2	About Kernel for DBF	6
1.3	Salient Features	6
1.4	Who Should Use this Software?	6
2.	Getting Started	7
2.1	Installation Pre-requisites.....	7
2.2	Downloading Kernel for DBF for the First Time	7
2.3	Install Kernel for DBF	8
2.4	Start Kernel for DBF.....	8
2.5	Uninstall Kernel for DBF.....	8
3.	Software Interface	9
3.1	Menu-bar.....	9
3.2	Tool-bar.....	10
3.3	Status Bar	11
4.	Repairing Corrupt DBF Files	12
5.	Customizing Repaired Files	16
6.	Saving Repaired Files	17
7.	Full Version	18
7.1	Requirement of Full Version.....	18
7.2	Purchasing Full Version.....	18
8.	Support.....	19
9.	Troubleshooting	20
9.1	Common Issues	20
9.2	Frequently Asked Questions	20
10.	Legal Notices	21
10.1	Copyright	21
10.2	Trademark	21
10.3	Disclaimer	21

10.4	License Agreement	21
------	-------------------------	----

Table of Figures

Figure 3.1: File Menu 9

Figure 3.2: Tool Menu 9

Figure 3.3: Help Menu 10

Figure 3.4: Status Bar 11

Figure 4.1: Main Window 12

Figure 4.2: Select Corrupt File to Repair 13

Figure 4.3: Repairing Process Status 14

Figure 4.4: Preview of Repaired Files 15

Figure 4.5: Define Repaired File Setting 16

Figure 4.6: Select Folder to Save Files 17

1. Introduction to Kernel for DBF

Welcome to the user manual for Kernel for DBF, the most effective and convenient File Repair Software that recovers corrupted DBF database files corrupted due to unexpected system shutdown, virus attacks or error reading media where documents are stored. This user manual comprises step by step guidelines on using Kernel for DBF.

1.1 Using this Manual

This user manual is intended to guide users on using Kernel for DBF. We suggest that first time users should read this user manual completely and carefully before proceeding to use the software. However, if you are an experienced user, you can use the table of contents to find out information pertaining to the tasks that you need to perform by using Kernel for DBF.

You can use the table of contents to navigate through different sections of this user manual. The table of contents lists all the sections that are contained in this user manual in chronological order. The user manual comprises the following sections:

- Introduction
- Getting Started
- Software Interface
- Repairing Corrupt DBF Files
- Customizing Repaired Files
- Saving Repaired Files
- Full Version
- Support
- Troubleshooting
- Legal Notices

Certain abbreviations have been used throughout this manual. For clear understanding of the contents of this user manual, please go through the list of abbreviations, mentioned below, before reading the manual.

1.1.1 List of Abbreviations

MS: Microsoft

RAM: Random Access Memory

MB: Mega-Byte

GB: Giga-Byte

1.2 About Kernel for DBF

Kernel for DBF – File Repair Software recovers data from corrupted DBF database files corrupted due to unexpected system shutdown, virus attacks or error reading media where documents are stored.

During repair process, complete scan of the damaged databases is performed to locate and extract the recoverable information. After complete scanning, the databases which are repairable are recovered and copied in the used defined location. Kernel for DBF repairs corrupted DBF database files, damaged due to following reasons and displays error messages such as:

- Bad sector in the disk
- Unexpected System Shutdown
- Virus Corruption
- Media Corruption
- Unrecognized Database Format

Kernel for DBF uses quick algorithm for searching and repairing corrupted database files and hence is a fast, simple and easy to use DBF Database Repair Software, which helps you to recover data and repair your corrupt database files in minutes.

1.3 Salient Features

Salient features of Kernel for DBF include:

- Repairs Corrupt DBF table
- Repair .DBF files with memo or binary data fields stored in DBT or FPT files
- Support for batch repairing of DBF files
- User friendly interface, no technical skills required

1.4 Who Should Use this Software?

The capability of Kernel for DBF to repair corrupt DBF files makes it appropriate for use by organizations and individuals, who are worried due to the corruption of their DBF files. This corruption could have been caused due to virus attacks, improper system shutdown, installation of unsupported software, etc.

2. Getting Started

Now that you have understood the features and potential of Kernel for DBF, you are ready to get hands on experience of the software. To start repairing DBF files, you will first need to download and install this software.

It is strongly recommended that before installing Kernel for DBF, you should go through the installation pre-requisites for the software to ensure that your computer is appropriately configured to run the software.

2.1 Installation Pre-requisites

Following are detailed minimum system requirements for the host computer:

2.1.1 Hardware Requirements:

The hardware requirements for installing the software are as follows:

- Pentium Class Processor
- Minimum 64MB RAM (128 MB recommended)
- 10MB for software installation

2.1.2 Operating System Requirements

Supported Operating Systems:

- Windows Vista
- Windows XP
- Windows 2003
- Windows 2000


2.1.3 DBF Versions Requirements

- All versions of DBF database

2.2 Downloading Kernel for DBF for the First Time

After checking your computer with the prescribed system requirements for Kernel for DBF, you can download and install the software on your computer. You can buy the full version of the software from any one of our authorized resellers– Element5, Asknet and 2CO.

If you want to try using Kernel for DBF before buying it, you can download the evaluation version from the following link:

 You can repair .dbf files saved on your system by using the evaluation version of Kernel for DBF; however, the repaired file will not be saved until you purchase the full version of the software.

2.3 Install Kernel for DBF

After downloading the installer file for Kernel for DBF, you can install the software by running the file. To install Kernel for DBF:

1. Double-click the Kernel for DBF installer. Follow the on-screen instructions.

The **Setup Installation Complete** screen will be displayed.

2. Click **Finish** to launch the software.

2.4 Start Kernel for DBF

To start Kernel for DBF:

Click the **Start → All Programs → Kernel for DBF**

Alternatively, you can launch Kernel for DBF by double-clicking the shortcut icon available on the Desktop and Quick Launch icon.


2.5 Uninstall Kernel for DBF

You may need to uninstall Kernel for DBF. To uninstall Kernel for DBF:

1. Click the **Start → All Programs → Kernel for DBF → Uninstall Kernel for DBF**

A warning message will be displayed.

2. Click **'Yes'** to uninstall Kernel for DBF.

 Before proceeding to uninstall Kernel for DBF, you must ensure that the software is not running in system background.

You can alternatively uninstall Kernel for DBF from the **Control Panel** by performing the following steps:

1. Click the **Start Menu → Control Panel** and then double click the **Add or Remove Programs** icon.
2. Select **Kernel for DBF** and click **Remove**.

A warning message will be displayed.

3. Click **Yes** to uninstall Kernel for DBF.

3. Software Interface

Now that Kernel for DBF has been installed on your computer, you can start using the software after getting acquainted with the software interface.

3.1 Menu-bar

The menu-bar of Kernel for DBF comprises three main menus – File, Tool, and Help.

3.1.1 File Menu

The **File** menu comprises four menu items.

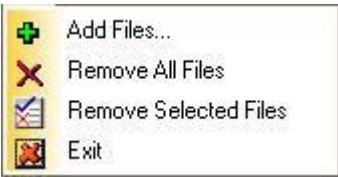


Figure 3.1: File Menu

Menu items in the **File** menu:

Field Name	Field Description
Add Files	Adds the corrupted FoxPro Database files for repairing
Remove All Files	Select to remove selected files from the list
Remove Selected Files	Remove all the files from the list of files to be repaired
Exit	Close Kernel for DBF

3.1.2 Tool Menu

The **Tool** menu comprises two menu items.



Figure 3.2: Tool Menu

Menu Items in the **Tool** menu:

Field Name	Field Description
Setting	Configures name of the repaired file
Live Update	Updates the current software with the available version in the Kernel server

3.1.3 Help Menu

The **Help** menu comprises three menu items.

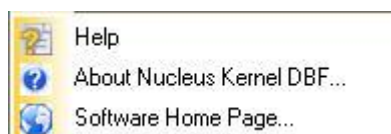



Figure 3.3: Help Menu

Menu items in the **Help** menu:

Field Name	Field Description
Help	Displays help for the software
About Kernel DBF	Shows the version and other information related to the software
Software Home Page	Opens the software home page

3.2 Tool-bar

The tool-bar in Kernel for DBF is displayed below the menu-bar. The tool-bar provides a convenient and user-friendly method to perform certain actions that can also be performed by using the menu-bar. Read the information in the table below to find out about the tool-bar buttons:

Button	Button Name	Button Description
	Add Files	Adds the corrupted FoxPro Database files for repairing



Repair Files

Select to remove selected files from the list



Save Files

Saves Repaired Files



Setting

Changes the prefix of the repaired file name



Live Update

Updates the current software with the available version in the Kernel server

3.3 Status Bar

Status bar is displayed at the bottom of the software window. The text 'Ready' is displayed on the status bar if Kernel for DBF is ready to be used. Status bar also displays the text 'CAP', 'NUM', 'SCRL' which respectively correspond to the Caps Lock, Num Lock, and Scroll Lock keys on your keyboard. If any of these keys are pressed, the color of the corresponding text will turn blue/black.



Figure 3.4: Status Bar

4. Repairing Corrupt DBF Files

Now that you have complete familiarity of the user interface of Kernel for DBF, you are ready to repair corrupt DBF files.

To repair DBF files:

1. Launch Kernel for DBF.

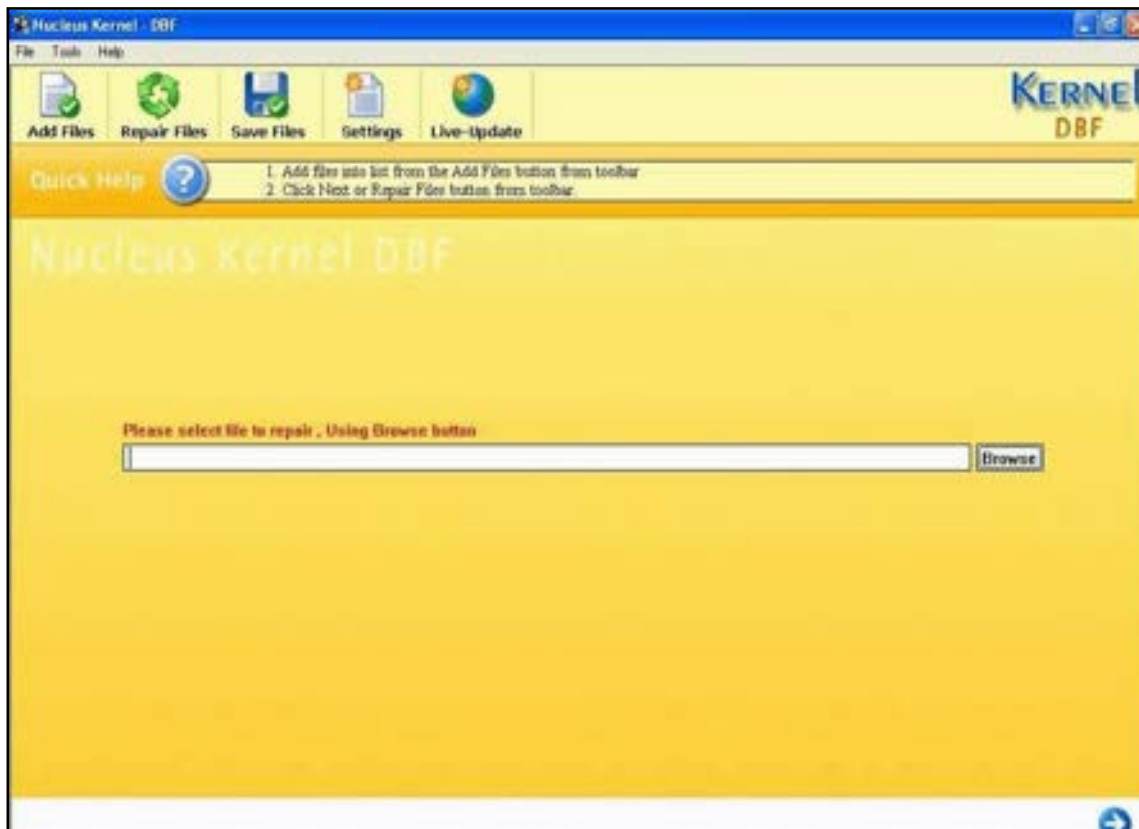



Figure 4.1: Main Window

2. Click **Add Files** button from toolbar or click file menu, choose **Add file** to add corrupted files in the list. A dialogue box to open files will appear.



Figure 4.2: Select Corrupt File to Repair

3. Click **Open** to add the selected files in the list of file(s) to be repaired or click **Cancel** to abort the situation. Once the corrupted files are selected for repairing, they will get listed on the software screen.
4. If you have added any unwanted file, then you can also remove those file(s) by using **Remove All files** button and **Remove Selected Files** button.
5. Select the file(s) that you want to repair and click **Next** button or click **Repair Files** Button from the toolbar.
6. A dialogue box to select the repair mode will appear. Select the appropriate mode and click **OK**.

 Selection of repair mode depends upon the version of DBF database file.

After selecting the files to be repaired, Kernel for DBF begins its repairing process and shows the details of the corrupted file.

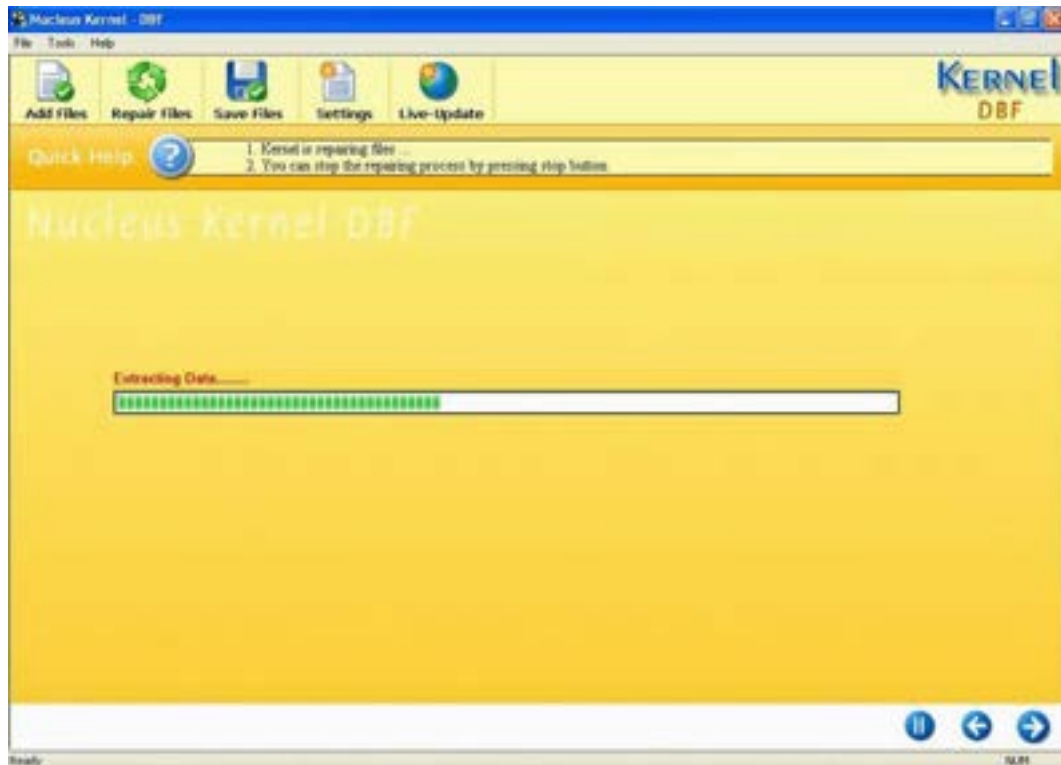


Figure 4.3: Repairing Process Status

7. Kernel for DBF also allows you to see preview of the repaired files. Once repairing process is complete, click **Next** to see the preview for the selected repaired file.

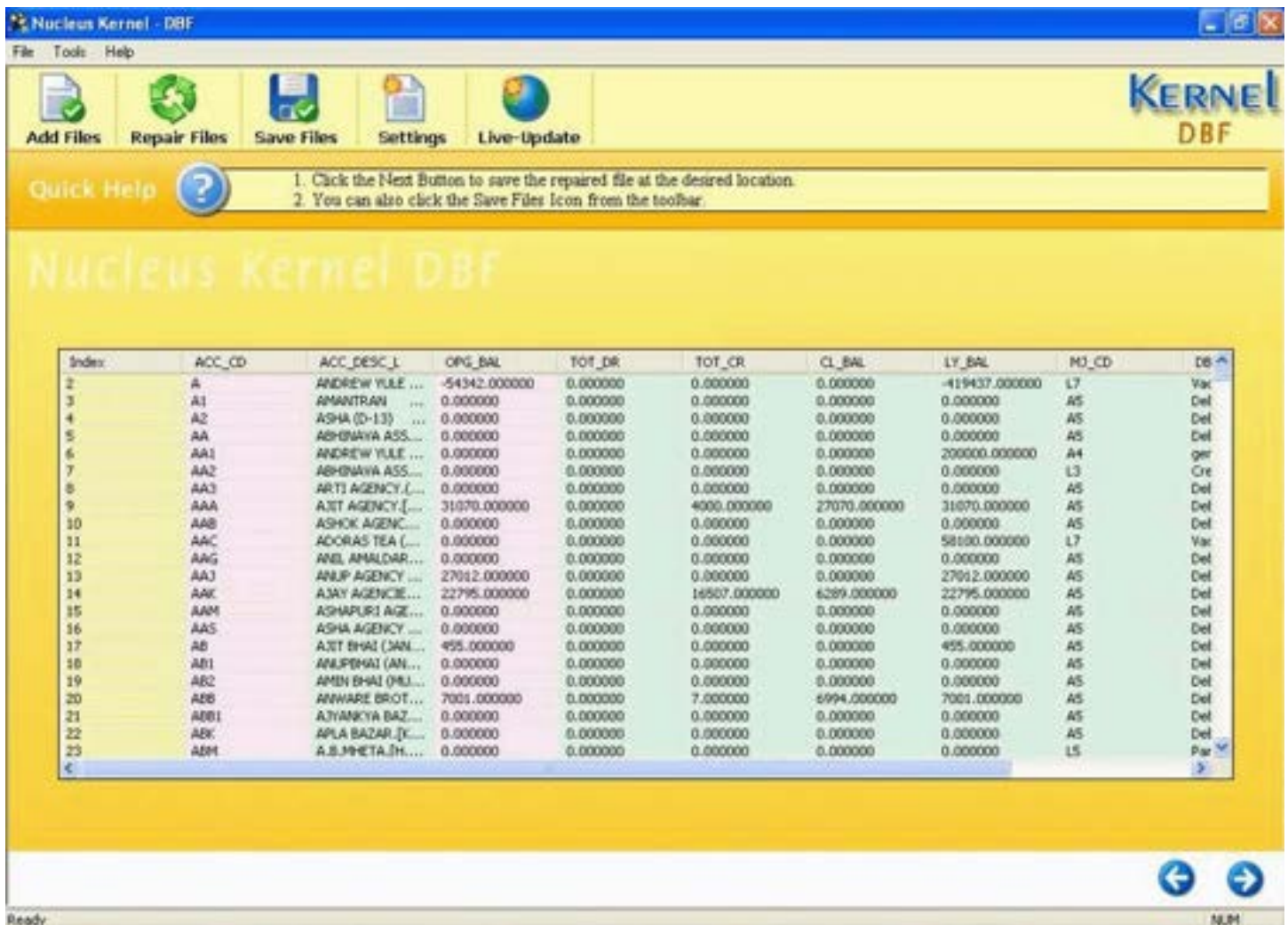


Figure 4.4: Preview of Repaired Files

8. Click **Save Files** button for saving or copying the recovered files.

5. Customizing Repaired Files

Kernel for DBF provides you with the option to personalize the repaired file name. To configure the file name of the repaired files you can follow these steps:

- Click **Tool Menu > Setting** or click **Setting** button from the Toolbar. A dialogue box named Settings will appear.



Figure 4.5: Define Repaired File Setting

- In that dialogue box, type the desired name that you want to give to your repaired file, then click **OK** or select **Cancel** to abort the situation.

6. Saving Repaired Files

To save the repaired file, you can follow these steps:

- After repairing of corrupted files, Kernel for DBF will display the details of repaired files. Click **Save Files** button from the toolbar; it will display Browse For Folder Screen.



Figure 4.6: Select Folder to Save Files

- Choose the desired location and click **OK** to save the files.

7. Full Version

Although you can use Kernel for DBF evaluation version for free and experience the capabilities of the software, there are certain features that are not available in the evaluation version.

7.1 Requirement of Full Version

By using the evaluation version of Kernel for DBF, you can repair corrupt DBF files but cannot save the repaired files. You will need to buy the full version of the software to save the repaired files.

7.2 Purchasing Full Version

You can buy the full version of Kernel for DBF from any one of our authorized resellers – Element5, Asknet and 2CO.

As soon the purchase transaction with our resellers gets completed, our sales team will send you an email comprising the URL to download the full version of Kernel for DBF and activation details of the software.

8. Support

We have an extensive and efficient support system in place to assist our customers with all issues related to using Kernel for DBF. The software comes with an embedded help manual that can be accessed by clicking **Help→Software Help** in the menu-bar. You can also press the F1 key on the keyboard of your computer to access the embedded help of Kernel for DBF.

You can access the online help for Kernel for DBF at <https://www.nucleustechnologies.com/Online-Helps.html>

View Animated Product demo of the software at

<https://www.nucleustechnologies.com/dbf/animateddbf.html>

We also have live support wherein you can chat with our software experts at <http://www.nucleustechnologies.com/supportcenter/>.

To talk on phone with our software experts call:

Help line:

+91-9818725861

1-866-348-7872 (Toll Free for USA/CANADA)

You can also email us about your queries at;

sales@nucleustechnologies.com for Sales

support@nucleustechnologies.com for Support

contact@nucleustechnologies.com for General Queries

9. Troubleshooting

This section deals with your generic and specific queries pertaining to using Kernel for DBF.

9.1 Common Issues

Why does Kernel for DBF have limitations in evaluation copy?

The free evaluation version of Kernel for DBF is intended to enable you to experience the capabilities of the software. You will need to buy the software to save the repaired files.

9.2 Frequently Asked Questions

How to Buy Kernel for DBF?

You can buy Kernel for DBF online at <https://www.nucleustechnologies.com/Buy-DBF-Database-Repair-Recovery-Software.php>

I have lost my full version for Kernel for DBF. Can you help me?

Please email us at sales@nucleustechnologies.com. Please include your name, address, email address, and order confirmation number (if you have it). We will be happy to help you.

10. Legal Notices

This section comprises the legal specification about Kernel for DBF and the company KernelApps Private Limited

10.1 Copyright

KernelApps Private Limited, Kernel accompanied user manual and documentation are copyright of KernelApps Private Limited, with all rights reserved. Under the copyright laws, this user manual cannot be reproduced in any form without the prior written permission of KernelApps Private Limited. No Patent Liability is assumed, however, with respect to the use of the information contained herein.

© KernelApps Private Limited. All rights reserved.

10.2 Trademark

Kernel ® is a copyright work of KernelApps Private Limited

Windows 95®, Windows 98®, Windows ME®, Windows NT®, Windows 2000 Server®, Windows 2000 Advanced Server®, Windows 2003 Server®, Windows XP®, Windows Vista, and MS-DOS are registered trademarks of Microsoft Corporation.

All other brand and product names are trademarks or registered trademarks of their respective companies.

10.3 Disclaimer

The Information contained in this manual, including but not limited to any product specifications, is subject to change without notice. KernelApps Private Limited provides no warranty with regard to this manual or any other information contained herein and here by expressly disclaims any implied warranties of merchantability or fitness for any particular purpose with regard to any of the foregoing KernelApps Private Limited assumes no liability for any damages incurred directly or indirectly from any technical or typographical errors or omissions contained herein or for discrepancies between the product and the manual. In no event shall KernelApps Private Limited, be liable for any incidental, consequential special, or exemplary damages, whether based on tort, contract or otherwise, arising out of or in connection with this manual or any other information contained herein or the use there of.

10.4 License Agreement

Kernel for DBF Copyright © by KernelApps Private Limited

Your Agreement to this License

You should carefully read the following terms and conditions before using, installing or distributing this software, unless you have a different license agreement signed by KernelApps Private Limited. The terms and conditions of this License describe the permitted use and users of

each Licensed Copy of Kernel for DBF. For purposes of this License, if you have a valid license, you have the right to use a single Licensed Copy of Kernel.

Scope of License

Each Licensed Copy of Kernel for DBF may either be used by a single person or used non-simultaneously by multiple people who use the software personally installed on a single workstation. All rights of any kind in Kernel, which are not expressly granted in this License, are entirely and exclusively reserved to and by KernelApps Private Limited. You may not rent, lease, modify, translate, reverse engineer, decompile, disassemble, or create derivative works based on, Kernel, nor permit anyone else to do so. You may not make access to Kernel available to others in connection with a service bureau, application service provider, or similar business, nor permit anyone else to do so.

Warranty Disclaimers and Liability Limitations

Kernel for DBF, and any and all accompanying software, files, data and materials, are distributed and provided AS IS and with no warranties of any kind, whether expressed or implied. In particular, there is no warranty for the quality of data recovered. You acknowledge that good data processing procedure dictates that any program, including Kernel, must be thoroughly tested with non-critical data before there is any reliance on it, and you hereby assume the entire risk of all use of the copies of Kernel covered by this License. This disclaimer of warranty constitutes an essential part of this License. In addition, in no event does KernelApps Private Limited authorize you or anyone else to use Kernel for DBF in applications or systems where Kernel for DBF failure to perform can reasonably be expected to result in a significant physical injury, or in loss of life. Any such use is entirely at your own risk, and you agree to hold KernelApps Private Limited harmless from any and all claims or losses relating to such unauthorized use.

General

This License is the complete statement of the agreement between the parties on the subject matter, and merges and supersedes all other or prior understandings, purchase orders, agreements and arrangements. This License shall be governed by the laws of the State of Delhi. Exclusive jurisdiction and venue for all matters relating to this License shall be in courts and for a located in the State of Delhi, and you consent to such jurisdiction and venue. There are no third party beneficiaries of any promises, obligations or representations made by KernelApps Private Limited herein.

Any waiver by KernelApps Private Limited of any violation of this License by you shall not constitute, nor contribute to, a waiver by KernelApps Private Limited of any other or future violation of the same provision, or any other provision, of this License.